

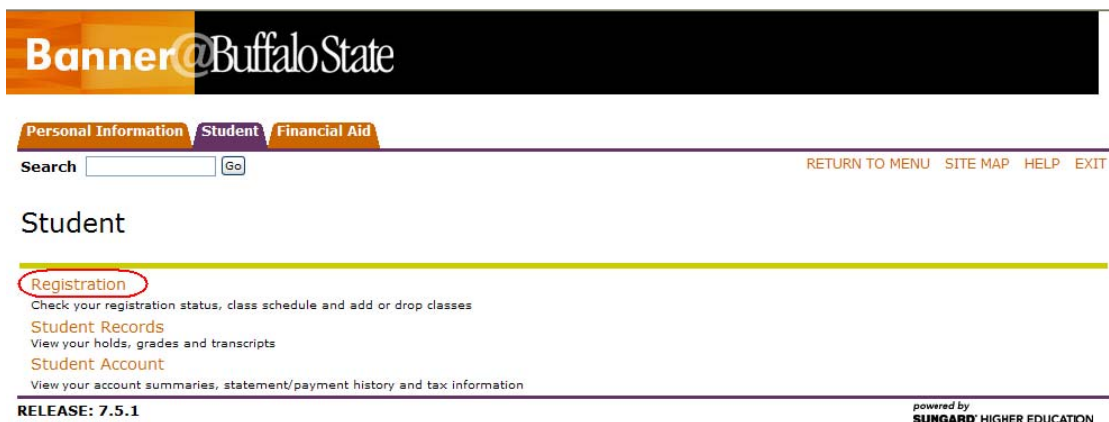
Searching for Classes in Banner

1. Login to Banner with your Banner ID and PIN.
2. Click on the **Student** tab or **Student** link in the **Main Menu**.




The screenshot shows the Banner@Buffalo State Main Menu. At the top, there is a navigation bar with the logo and three tabs: "Personal Information", "Student", and "Financial Aid". The "Student" tab is highlighted with a red circle. Below the navigation bar is a search box with a "Go" button and links for "ACCESSIBILITY", "SITE MAP", "HELP", and "EXIT". The main content area is titled "Main Menu" and includes a welcome message for Sandy M. Student. Below the welcome message are three links: "Personal Information", "Student", and "Financial Aid". The "Student" link is highlighted with a red circle. At the bottom, there is a "RELEASE: 7.4" notice and a "powered by SUNGARD HIGHER EDUCATION" logo.

3. On the following page, select **Registration**.



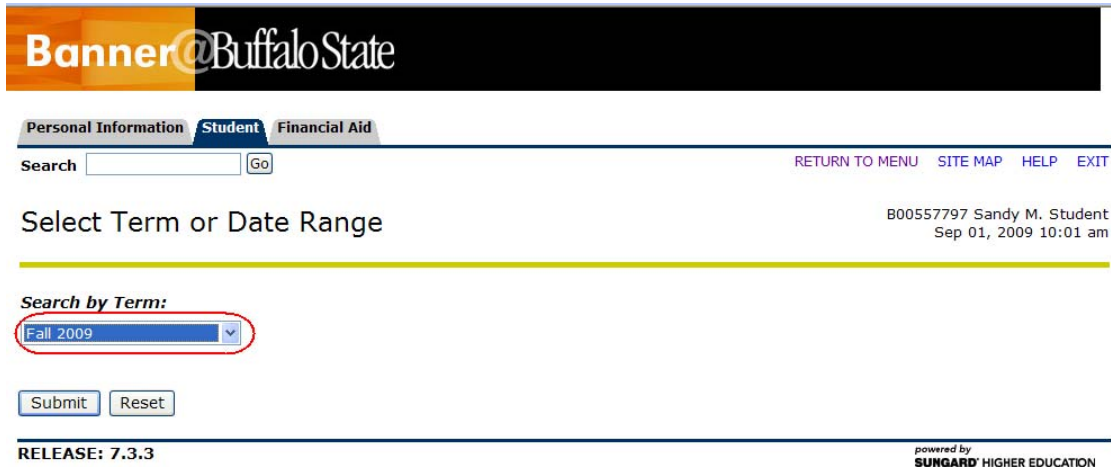
The screenshot shows the Banner@Buffalo State Student page. At the top, there is a navigation bar with the logo and three tabs: "Personal Information", "Student", and "Financial Aid". The "Student" tab is highlighted with a red circle. Below the navigation bar is a search box with a "Go" button and links for "RETURN TO MENU", "SITE MAP", "HELP", and "EXIT". The main content area is titled "Student" and includes three links: "Registration", "Student Records", and "Student Account". The "Registration" link is highlighted with a red circle. At the bottom, there is a "RELEASE: 7.5.1" notice and a "powered by SUNGARD HIGHER EDUCATION" logo.

4. On the Registration page, select **Search for Classes**.



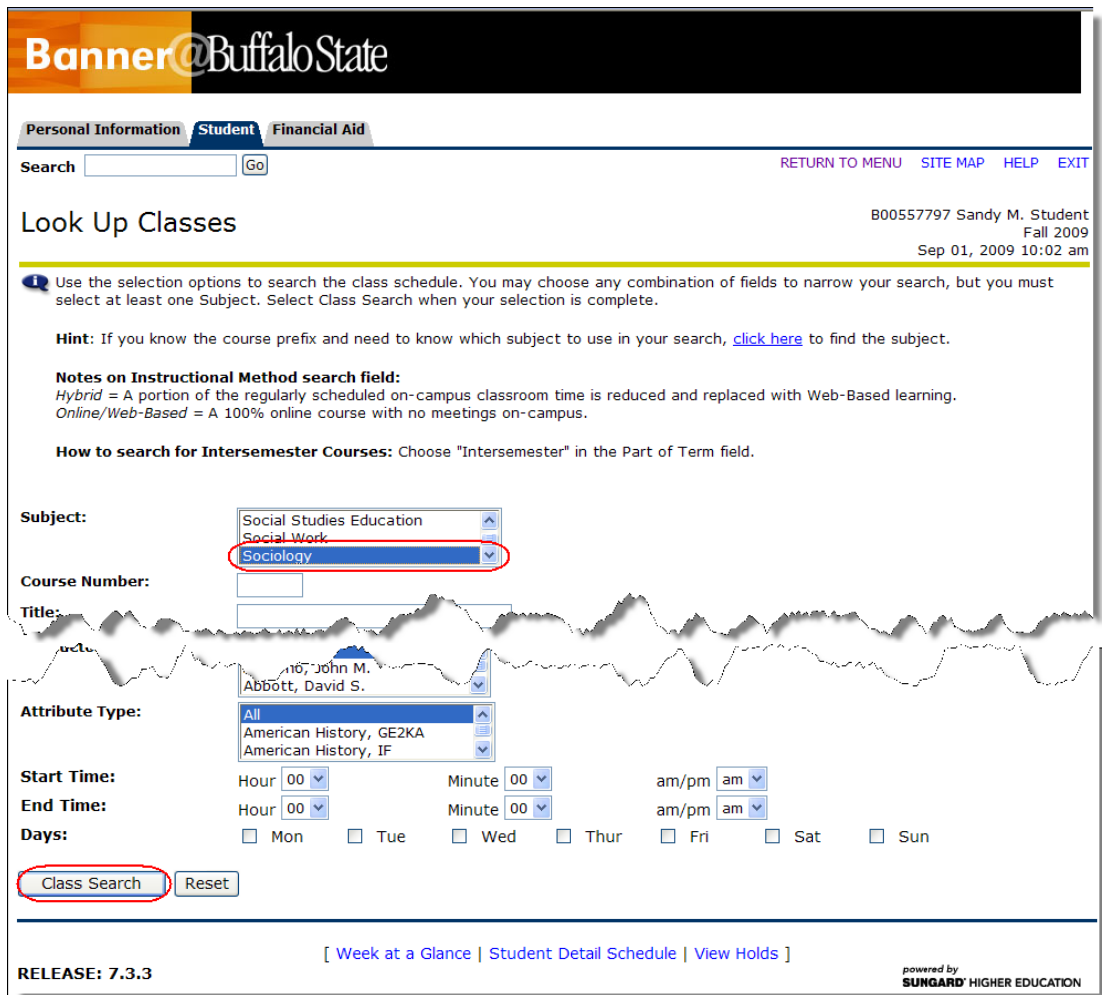
The screenshot shows the Banner@Buffalo State Registration page. At the top, there is a navigation bar with the logo and three tabs: "Personal Information", "Student", and "Financial Aid". The "Student" tab is highlighted with a red circle. Below the navigation bar is a search box with a "Go" button and links for "RETURN TO MENU", "SITE MAP", "HELP", and "EXIT". The main content area is titled "Registration" and includes five links: "Select Term", "Add or Drop Classes", "Search for Classes", "Week at a Glance", and "Student Detail Schedule". The "Search for Classes" link is highlighted with a red circle. At the bottom, there is a "RELEASE: 7.5.1" notice and a "powered by SUNGARD HIGHER EDUCATION" logo.

5. Before you start searching for classes, make sure you are looking at the correct term. To select a term, use the **Search by Term** dropdown menu and click on **Submit**.



The screenshot shows the Banner@Buffalo State website. At the top, there is a navigation bar with 'Personal Information', 'Student', and 'Financial Aid' tabs. Below this is a search bar with a 'Go' button and links for 'RETURN TO MENU', 'SITE MAP', 'HELP', and 'EXIT'. The main heading is 'Select Term or Date Range'. On the right, it displays 'B00557797 Sandy M. Student' and 'Sep 01, 2009 10:01 am'. The 'Search by Term:' section features a dropdown menu with 'Fall 2009' selected, and 'Submit' and 'Reset' buttons below it. At the bottom, it says 'RELEASE: 7.3.3' and 'powered by SUNGARD HIGHER EDUCATION'.

6. You may use any combination of parameters displayed on the **Look up Classes** page: subject, course number, title, instructional method, credit range, course level, part of term, instructor, attribute type, start and end time, and days.
- To search by subject, select a subject from the menu and click on **Class Search**.




The screenshot shows the Banner@Buffalo State 'Look Up Classes' page. It has the same navigation bar as the previous page. The main heading is 'Look Up Classes'. On the right, it displays 'B00557797 Sandy M. Student', 'Fall 2009', and 'Sep 01, 2009 10:02 am'. Below the heading is a help icon and text: 'Use the selection options to search the class schedule. You may choose any combination of fields to narrow your search, but you must select at least one Subject. Select Class Search when your selection is complete.' There is a 'Hint' section and 'Notes on Instructional Method search field' explaining 'Hybrid' and 'Online/Web-Based' courses. A 'How to search for Intersemester Courses' note is also present. The search fields include: 'Subject' (dropdown with 'Sociology' selected), 'Course Number' (text input), 'Title' (text input), 'Instructor' (dropdown with 'Abbott, David S.' selected), 'Attribute Type' (dropdown with 'All' selected), 'Start Time' (Hour, Minute, am/pm dropdowns), 'End Time' (Hour, Minute, am/pm dropdowns), and 'Days' (checkboxes for Mon, Tue, Wed, Thur, Fri, Sat, Sun). At the bottom, there are 'Class Search' and 'Reset' buttons. The footer includes 'RELEASE: 7.3.3', '[Week at a Glance | Student Detail Schedule | View Holds]', and 'powered by SUNGARD HIGHER EDUCATION'.

- If you are looking for an online class, select 'Web-based' in the **Instructional Method** menu and click **Class Search**.

B00557797 Sandy M. Student
Fall 2009
Sep 01, 2009 10:02 am

Look Up Classes

 Use the selection options to search the class schedule. You may choose any combination of fields to narrow your search, but you must select at least one Subject. Select Class Search when your selection is complete.

Hint: If you know the course prefix and need to know which subject to use in your search, [click here](#) to find the subject.

Notes on Instructional Method search field:
Hybrid = A portion of the regularly scheduled on-campus classroom time is reduced and replaced with Web-Based learning.
Online/Web-Based = A 100% online course with no meetings on-campus.

How to search for Intersemester Courses: Choose "Intersemester" in the Part of Term field.

Subject:
Adult Education
All College Honors Program

Course Number:

Title:

Instructional Method: Hybrid
Traditional
Web-Based

Credit Range: hours to hours

Course Level:

Attribute Type:
Abbott, John M.
Abbott, David S.

Start Time: Hour Minute am/pm

End Time: Hour Minute am/pm

Days: Mon Tue Wed Thur Fri Sat Sun

[[Week at a Glance](#) | [Student Detail Schedule](#) | [View Holds](#)]

RELEASE: 7.3.3 powered by
SUNGARD HIGHER EDUCATION

- To search for writing-intensive classes, enter '%W' in the **Course Number** field and click **Class Search**.

Personal Information **Student** Financial Aid

Search Go RETURN TO MENU SITE MAP HELP EXIT

Look Up Classes

B00557797 Sandy M. Student
Fall 2009
Sep 01, 2009 10:02 am

i Use the selection options to search the class schedule. You may choose any combination of fields to narrow your search, but you must select at least one Subject. Select Class Search when your selection is complete.

Hint: If you know the course prefix and need to know which subject to use in your search, [click here](#) to find the subject.

Notes on Instructional Method search field:
Hybrid = A portion of the regularly scheduled on-campus classroom time is reduced and replaced with Web-Based learning.
Online/Web-Based = A 100% online course with no meetings on-campus.

How to search for Intersemester Courses: Choose "Intersemester" in the Part of Term field.

Subject:
Adult Education
All College Honors Program

Course Number:

Title:

Instructional Method:
Kaplan
Abbott, John M.
Abbott, David S.

Attribute Type:
American History, GE2KA
American History, IF

Start Time: Hour Minute am/pm

End Time: Hour Minute am/pm

Days: Mon Tue Wed Thur Fri Sat Sun

[[Week at a Glance](#) | [Student Detail Schedule](#) | [View Holds](#)]

RELEASE: 7.3.3 powered by **SUNGARD** HIGHER EDUCATION